



ZERO
EVOLUTION



COLOMBO
DESIGN

SI METTE
DAVANTI
AI PRIMI,
HA RAGIONE,
E' UNO
ZERO.

STANISLAW JERZY LEC

THE ONE
WHO PUTS HIMSELF
BEFORE THE FIRST,
IS RIGHT.
HE IS
A ZERO.

MANIGLIE PER PORTA
DOOR HANDLES



MANIGLIE PER FINESTRA
DREH KIPP HANDLES



MANIGLIONI PER
ALZANTI SCORREVOLI
PULL-UP HANDLES



BOCCETTE E NOTTOLINI
ESCUTCHEONS
AND TOILET ROSES



ZERO EVOLUTION

L'INNOVATIVO SISTEMA DI COLOMBO DESIGN.
LE MANIGLIE PER PORTE E FINESTRE
CON MENO INGOMBRO, PIÙ MINIMAL
E PIÙ ELEGANZA.

COLOMBO DESIGN'S INNOVATIVE SYSTEM.
DOOR AND WINDOW HANDLES
WITH LESS SPACE, MORE MINIMALISM
AND MORE ELEGANCE.

MANIGLIE PER PORTA
DOOR HANDLES



ALATO' JP11 RSB/O GM GRAFITE MAT / MATT GRAPHITE



AMA MF11 RSB/O CM CROMAT / MATT CHROME



DEA FF21 RSB/O CR CROMO / CHROME



GIRA JM11 RSB/O VM VINTAGE MAT



TOOL MD11 RSB/O CR CROMO / CHROME



ZELDA MM11 RSB/O CM CROMAT / MATT CHROME

UNI EN 1906

MANIGLIE ZERO EVOLUTION,
LE PRIME CON MOLLA DI RITORNO.
DURABILITA': GRADO 7 - GARANTITE PER ELEVATA
FREQUENZA D'USO - MINIMO 200.000 CICLI.

ZERO EVOLUTION HANDLES
THE FIRST ONES WITH RETURN SPRING.
DURABILITY: GRADE 7 - GUARANTEED FOR HIGH
FREQUENCY OF USE - MINIMUM 200.000 CYCLES.







MANIGLIE PER PORTA
DOOR HANDLES



ELLESSE **BD21 RSB/O** CM CROMAT / MATT CHROME



ROBOTRE **CD91 RSB/O** OL OROPLUS



ROBOQUATTRO **ID41 RSB/O** OM OROMAT / MATT GOLD



ROBOQUATTRO S **ID51 RSB/O** CM CROMAT / MATT CHROME



ROBOCINQUE **ID61 RSB/O** BM BIANCOMAT / MATT WHITE RAL 9016




ROBOCINQUE S **ID71 RSB/O** NM NEROMAT / MATT BLACK RAL 9005

UNI EN 1906

MANIGLIE ZERO EVOLUTION,
LE PRIME CON MOLLA DI RITORNO.
DURABILITA': GRADO 7 - GARANTITE PER ELEVATA
FREQUENZA D'USO - MINIMO 200.000 CICLI.

ZERO EVOLUTION HANDLES
THE FIRST ONES WITH RETURN SPRING.
DURABILITY: GRADE 7 - GUARANTEED FOR HIGH
FREQUENCY OF USE - MINIMUM 200.000 CYCLES.



MANIGLIE PER FINESTRA
DREH KIPP HANDLES



ALATO'
JP12 DKO/SM
CM CROMAT / MATT CHROME



AMA
MF12 DKO/SM
CR CROMO / CHROME



DEA
FF22 DKO/SM
CM CROMAT / MATT CHROME



GIRA
JM12 DKO/SM
OL OROPLUS



TOOL
MD12 DKO/SM
CM CROMAT / MATT CHROME



ZELDA
MM12 DKO/SM
CR CROMO / CHROME

UNI EN 13126-3

CERTIFICAZIONE DI DURABILITÀ
GARANTITA PER MINIMO 25.000 CICLI,
CIASCUNO CON SEQUENZA:
0-90°-180°-90°-0°

DURABILITY CERTIFICATION GUARANTEED
FOR A MINIMUM OF 25.000 CYCLES,
EACH ONE WITH
0-90°-180°-90°-0° SEQUENCE.







MANIGLIE PER FINESTRA
DREH KIPP HANDLES



ELLESSE
BD22 DKO/SM
CR CROMO / CHROME



ROBOTRE
CD92 DKO/SM
CM CROMAT / MATT CHROME



ROBOQUATTRO
ID42 DKO/SM
CM CROMAT / MATT CHROME



ROBOQUATTRO S
ID52 DKO/SM
VM VINTAGE MAT



ROBOCINQUE
ID62 DKO/SM
OL OROPLUS



ROBOCINQUE S
ID72 DKO/SM
GM GRAFITE MAT / MATT GRAPHITE

UNI EN 13126-3

CERTIFICAZIONE DI DURABILITÀ
GARANTITA PER MINIMO 25.000 CICLI,
CIASCUNO CON SEQUENZA:
0-90°-180°-90°-0°

DURABILITY CERTIFICATION GUARANTEED
FOR A MINIMUM OF 25.000 CYCLES,
EACH ONE WITH
0-90°-180°-90°-0° SEQUENCE.



MANIGLIONI PER
ALZANTI SCORREVOLI
PULL-UP HANDLES



FORME PULITE E MINIMALISMO FUNZIONALE
PER LASCIARE SPAZIO ALL'ESTETICA
DELL'ALZANTE SCORREVOLE. LA SEMPLICITÀ
SOFISTICATA NEL DETTAGLIO TECNICO.

CLEAN FORMS AND FUNCTIONAL MINIMALISM
TO LEAVE ROOM FOR THE AESTHETICS OF THE
LIFT&SLIDE. SOPHISTICATED SIMPLICITY IN
TECHNICAL DETAIL.



ID113/O
OL OROPLUS



LC113/O
CM CROMAT / MATT CHROME



ID313/O
VM VINTAGE MAT



ID313Q/O
CM CROMAT / MATT CHROME



ID513/O
NM NEROMAT / MATT BLACK
RAL 9005



ID513Q/O
GM GRAFITE MAT / MATT GRAPHITE





**BOCCHETTE
ESCUTCHEONS**



**ELEGANZA DI UN PARTICOLARE.
LE BOCCHETTE DELLA COLLEZIONE
ZERO EVOLUTION NELLA VERSIONE SIA YALE
CHE PATENT APRONO A UNO STILE MINIMAL.**

**ELEGANCE OF A DETAIL.
THE ESCUTCHEONS OF THE ZERO EVOLUTION
COLLECTION IN BOTH YALE AND PATENT
VERSIONS OPEN UP TO A MINIMALIST STYLE.**



ZE13 BB/O (PAT)

ZE23 BB/O (PAT)

ZE13/O (Y)

ZE23/O (Y)

**NOTTOLINI
TOILET ROSES**




**I NOTTOLINI ZERO EVOLUTION SONO
UN'ELEGANTE SOLUZIONE PER UN
RAFFINATO MINIMALISMO NELLE PORTE.**

**ZERO EVOLUTION KNOBS ARE AN
ELEGANT SOLUTION FOR REFINED
MINIMALISM IN THE DOORS.**

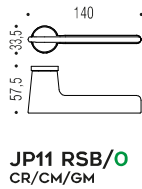


ZE19 BZG/0

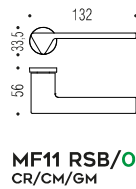
ZE29 BZG/0



**MANIGLIE PER PORTA
DOOR HANDLES**



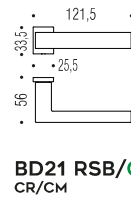
JP11 RSB/O
CR/CM/GM



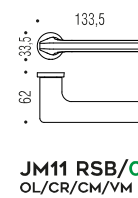
MF11 RSB/O
CR/CM/GM



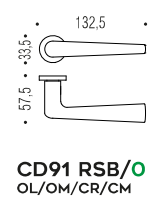
FF21 RSB/O
CR/CM



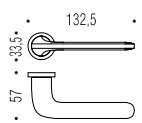
BD21 RSB/O
CR/CM



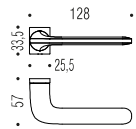
JM11 RSB/O
OL/CR/CM/YM



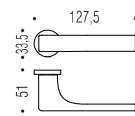
CD91 RSB/O
OL/OM/CR/CM



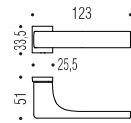
ID41 RSB/O
OL/OM/CR/CM



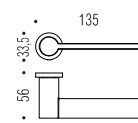
ID51 RSB/O
CR/CM/YM



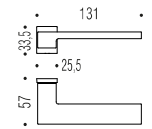
ID61 RSB/O
OL/CR/CM/NM/BM



ID71 RSB/O
CR/CM/GM/NM/BM



MD11 RSB/O
CR/CM



MM11 RSB/O
CR/CM

**BOCCHETTE
E NOTTOLINI
ESCUTCHEONS
AND TOILET ROSES**



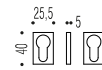
ZE13 BB/O (PAT)
OL/OM/CR/CM/YM
GM/NM/BM



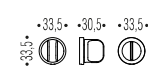
ZE13/O (Y)
OL/OM/CR/CM/YM
GM/NM/BM



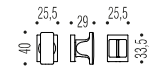
ZE23 BB/O (PAT)
CR/CM/VL/NM/BM



ZE23/O (Y)
CR/CM/VL/NM/BM

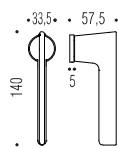


ZE19 BZG/O
OL/OM/CR/CM/YM
GM/NM/BM

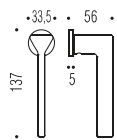


ZE29 BZG/O
CR/CM/VL/NM/BM

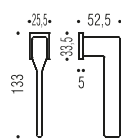
MANIGLIE PER FINESTRA
DREH KIPP HANDLES



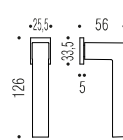
JP12 DKO/SM
CR/CM/GM



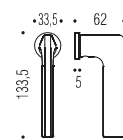
MF12 DKO/SM
CR/CM/GM



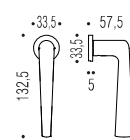
FF22 DKO/SM
CR/CM



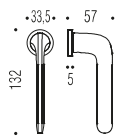
BD22 DKO/SM
CR/CM



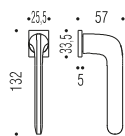
JM12 DKO/SM
OL/CR/CM/VM



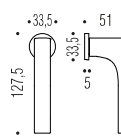
CD92 DKO/SM
OL/OM/CR/CM



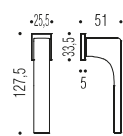
ID42 DKO/SM
OL/OM/CR/CM



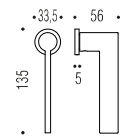
ID52 DKO/SM
CR/CM/VM



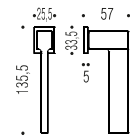
ID62 DKO/SM
OL/CR/CM/NM/BM




ID72 DKO/SM
CR/CM/GM/NM/BM



MD12 DKO/SM
CR/CM

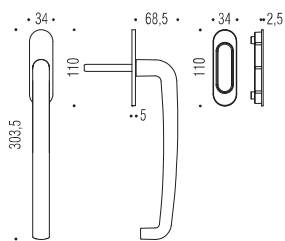


MM12 DKO/SM
CR/CM

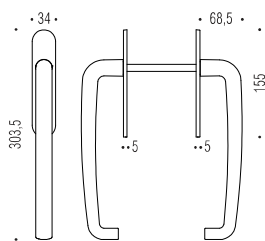




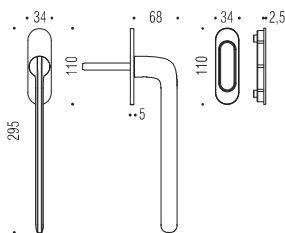
MANIGLIONI PER
ALZANTI SCORREVOLI
PULL-UP HANDLES



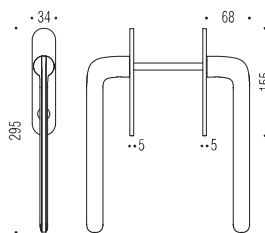
ID113/O
OL/OM/CR/CM



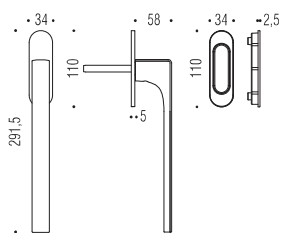
ID213 Y/O
OL/CM



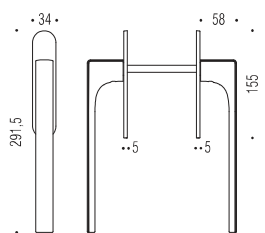
ID313/O
OL/OM/CR/CM/GM/VM



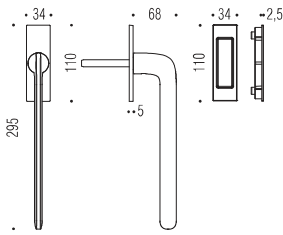
ID413 Y/O
OL/CM



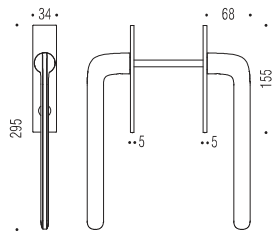
ID513/O
OL/CR/CM/GM/NM/BM



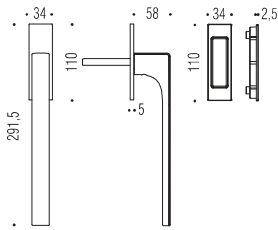
ID613 Y/O
CM/NM



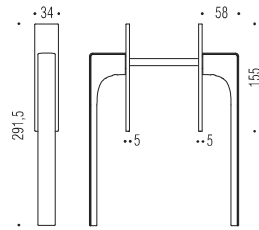
ID313 Q/O
CR/CM/VM



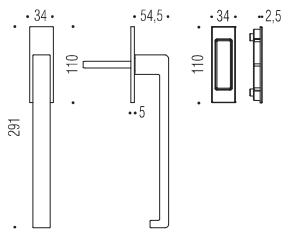
ID413 YQ/O
CR/CM



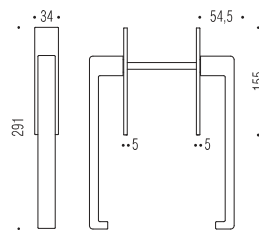
ID513 Q/O
CR/CM/GM/NM/BM



ID613 YQ/O
CR/CM/GM/NM



LC113/O
CR/CM



LC213 Y/O
CR/CM



